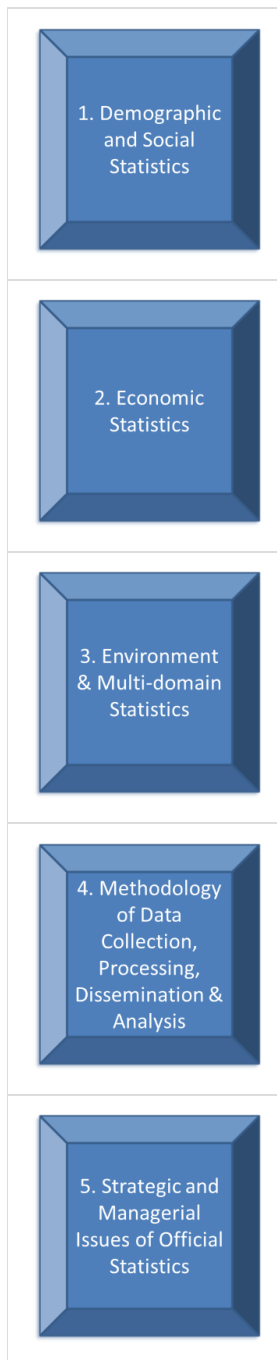


# Measuring and Communicating Data Quality/



## 1) Basic Information

| Training material title                   |
|---|
| Measuring and Communicating Data Quality/ |
| Brief description and comments            |

Slides from a presentation given by Steven Vale of the UNECE at a UNECE Training Workshop on Dissemination of MDG Indicators and Statistical Information in Astana, Kazakhstan 23 – 25 November 2009. Other presentations, papers and exercises from this training session can be found (in English and Russian) at <http://www.unece.org/stats/documents/2009.11.dissemination.html>

Although the workshop focused on MDG statistics, the relevance of this particular presentation is broader as it refers to quality in official statistics in general.

Slides include exercises to prompt the audience and check understanding.

Addresses the questions:

What is quality?

How can we measure quality?


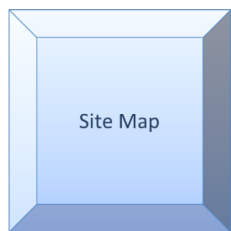
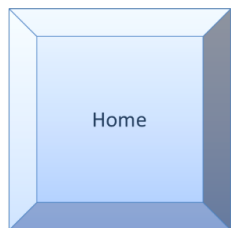
How should we report and communicate quality?

#### Main category

Methodology of Data Collection, Processing, Dissemination & Analysis

## 2) Contact details and how to find the material

| Author Organization(s)  | Contact email address for this material (if applicable) | Date created  |
|---|---|---------------|
| UNECE   | support.stat@unece.org                                  | November 2009 |
| Location (links and/or attachments)   |   |               |
| <a href="http://www.unece.org/fileadmin/DAM/stats/documents/ece/ces/ge.45/2009/mtg1/wp.10.e.ppt">http://www.unece.org/fileadmin/DAM/stats/documents/ece/ces/ge.45/2009/mtg1/wp.10.e.ppt</a> (English) |   |               |
| <a href="http://www.unece.org/fileadmin/DAM/stats/documents/ece/ces/ge.45/2009/mtg1/wp.10.r.ppt">http://www.unece.org/fileadmin/DAM/stats/documents/ece/ces/ge.45/2009/mtg1/wp.10.r.ppt</a> (Russian) |   |               |
| <i>No files have been attached to this page.</i>  |   |               |



UNECE  
Statistical  
Division

Add an entry  
*(staff only)*